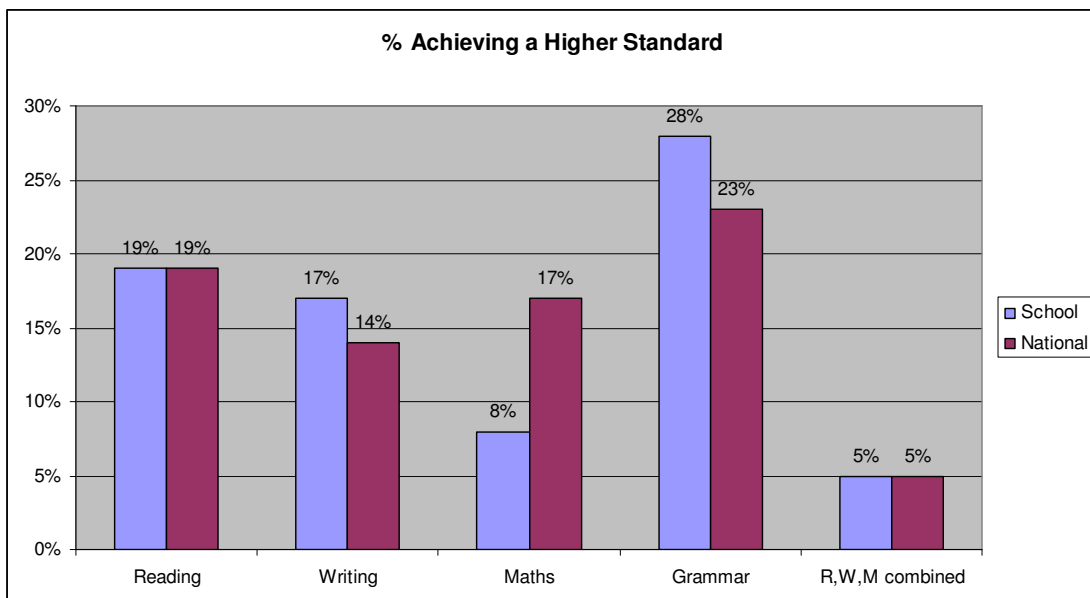
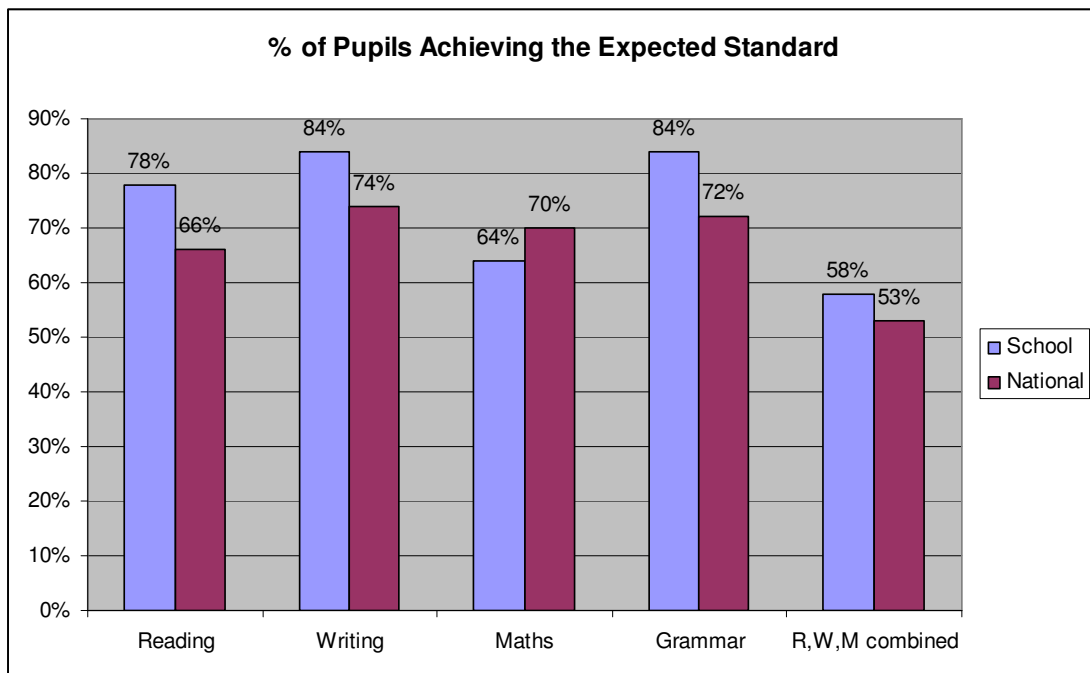
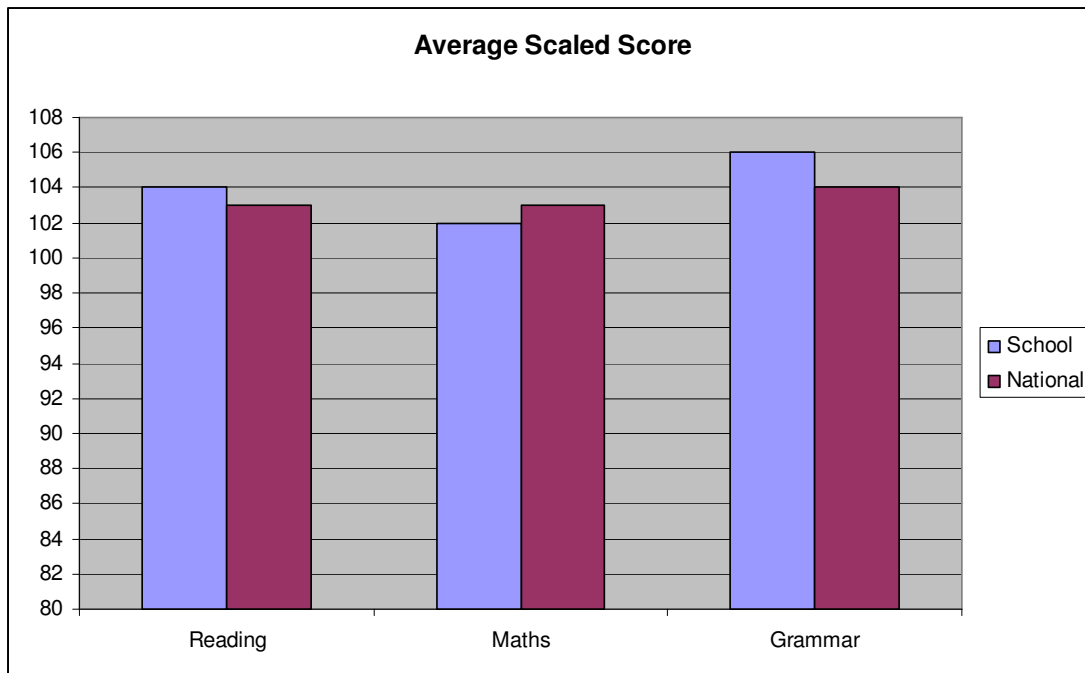


## KEY STAGE 2 – SATS Results, July 2016

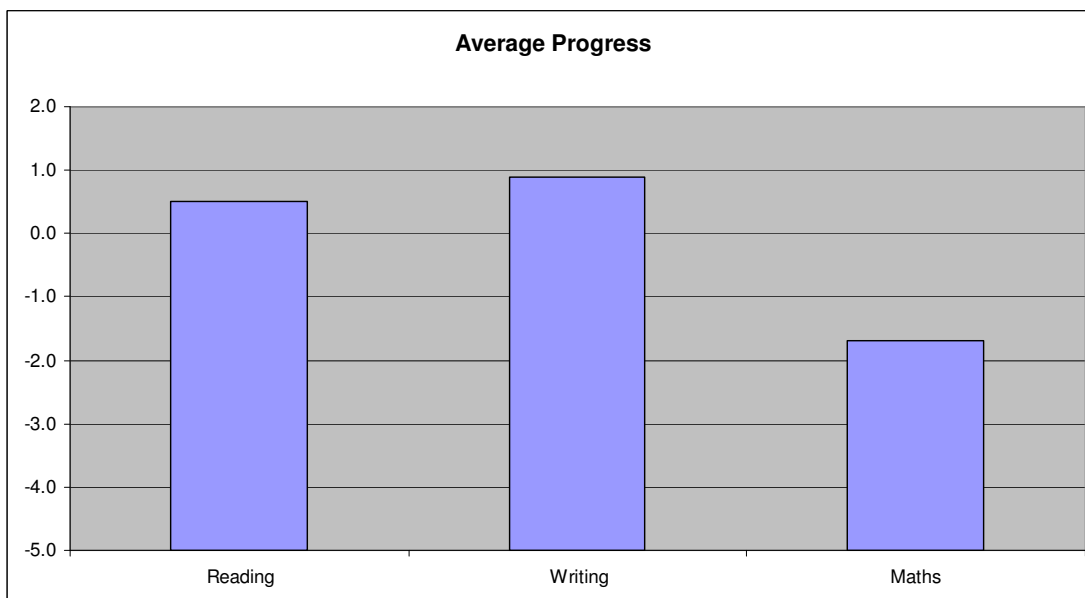
2016 was the first year of the new key stage 2 tests in maths, reading and grammar, punctuation and spelling. The tests assess children against a national standard. This year's tests are the first tests to reflect the new primary curriculum, which was introduced in 2014. Results are no longer reported as levels, and each pupil will now receive their test results as a scaled score and whether they have met the new standard.





*The scaled score range runs from 80 to 120 with 100 as the expected standard.*

Your child's results in each test will be reported using a scaled score. A scaled score of 100 represents the expected standard for each test. If your child gets a scaled score of 100 or more it means they are working at or above the expected standard in the subject. If your child gets a scaled score of less than 100 it means that they may need more support to reach the expected standard. The highest scaled score possible is 120, and the lowest is 80. You can find more information on scaled scores at [www.gov.uk/guidance/scaled-scores-at-key-stage-2](http://www.gov.uk/guidance/scaled-scores-at-key-stage-2).

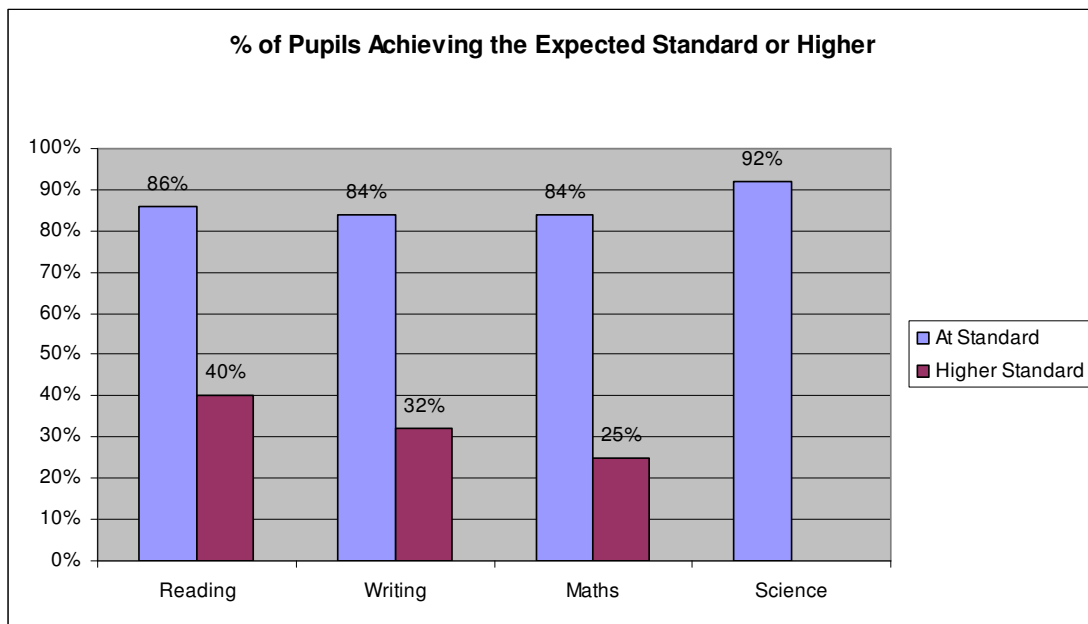


*There are no national comparisons for 'average progress' at the time of publication.*

For more information on National Curriculum Tests please go to : [www.gov.uk/government/collections/national-curriculum-assessments-information-for-parents](http://www.gov.uk/government/collections/national-curriculum-assessments-information-for-parents)

## KEY STAGE 1 – SATS Results, July 2016

2016 was the first year of the new Key Stage 1 tests in maths, reading and grammar, punctuation and spelling. The tests assess children against a national standard. This year's tests are the first tests to reflect the new primary curriculum, which was introduced in 2014. Results are no longer reported as levels, and each pupil will now receive their test results as a scaled score and whether or not they have met the new standard.



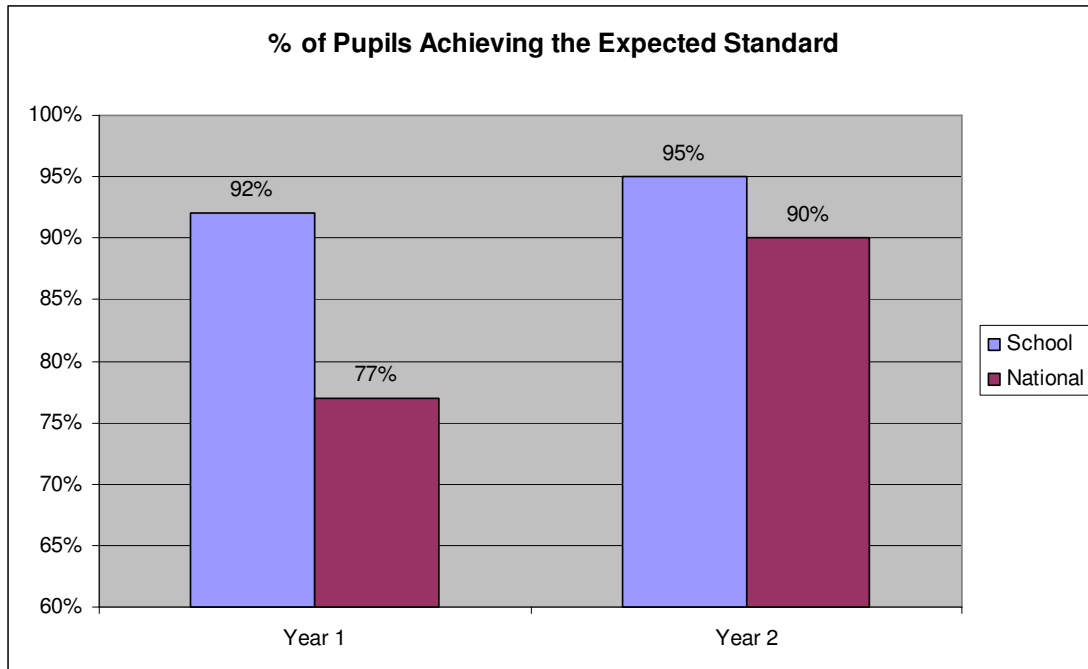
*There is no 'higher' standard for Science.  
There are no national comparisons at the time of publication.*

For more information on National Curriculum Tests please go to :

[www.gov.uk/government/collections/national-curriculum-assessments-information-for-parents](http://www.gov.uk/government/collections/national-curriculum-assessments-information-for-parents)

## Phonics Results – Summer 2016

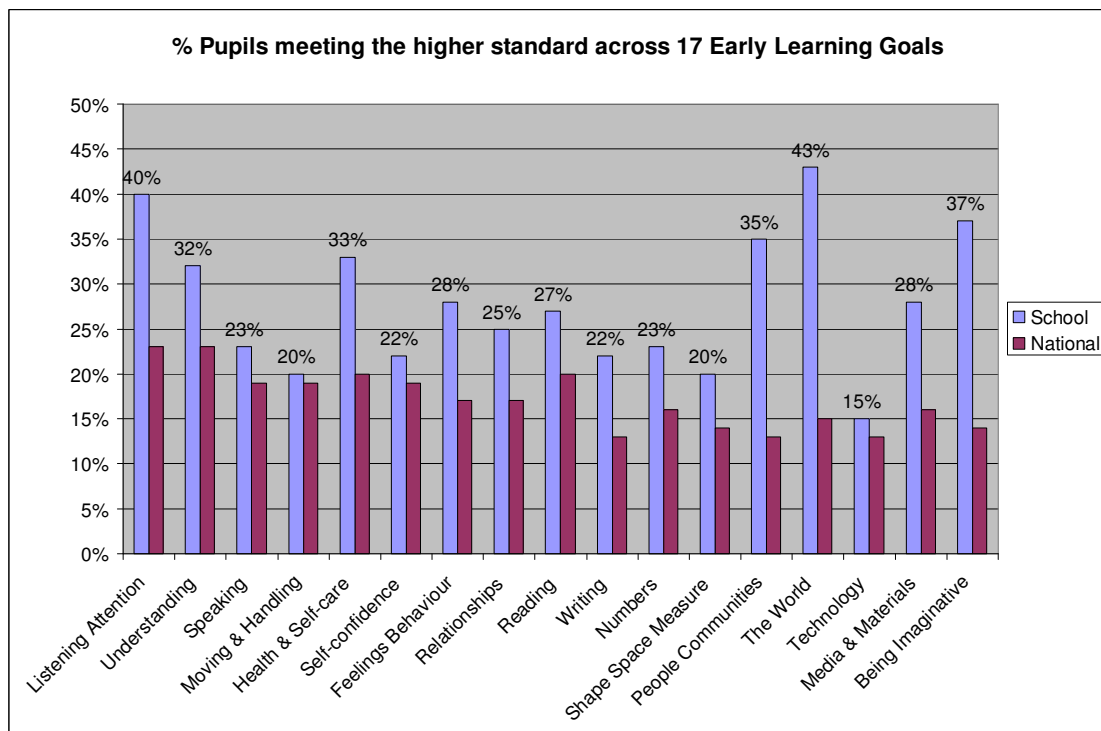
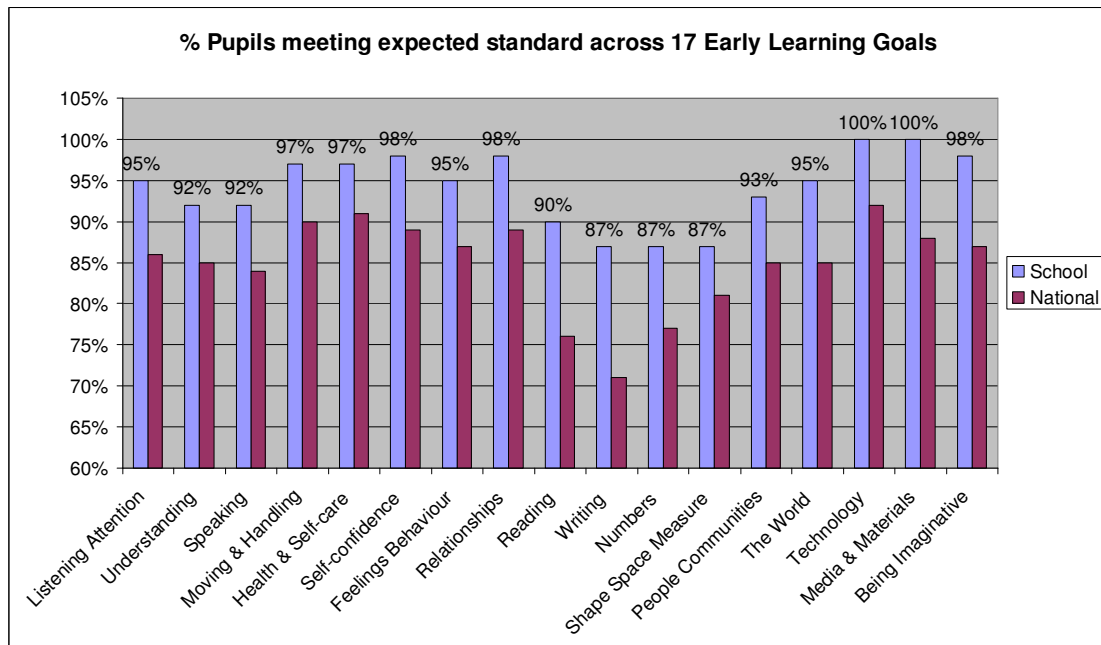
Children in Year 1 throughout the country take part in a phonics screening check during the same week in June. Children in Year 2 also take the check if they did not achieve the required result when in Year 1 or they have not taken the test before.



For more information on the phonics screening check please see:

[www.gov.uk/government/uploads/system/uploads/attachment\\_data/file/194057/phonics\\_check\\_leaflet\\_2013.pdf](http://www.gov.uk/government/uploads/system/uploads/attachment_data/file/194057/phonics_check_leaflet_2013.pdf)

## Early Years Foundation Stage Outcomes– Summer 2016



For more information on your child's Foundation Years, please see:  
[www.foundationyears.org.uk/files/2015/09/4Children\\_ParentsGuide\\_Sept\\_2015v4W\\_EB1.pdf](http://www.foundationyears.org.uk/files/2015/09/4Children_ParentsGuide_Sept_2015v4W_EB1.pdf)